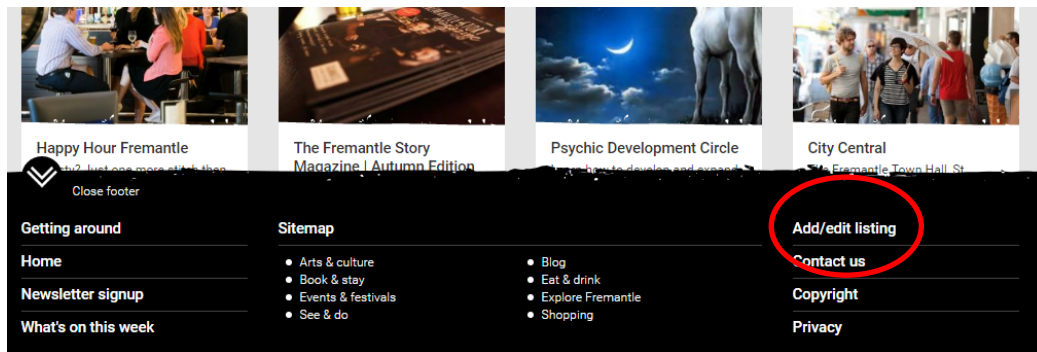


## Claiming an existing business listing on Fremantle story

Minimum browser requirements: Firefox, Chrome, Safari and Internet Explorer 9 and higher

To claim a listing you will need to be registered as a user on Fremantle story

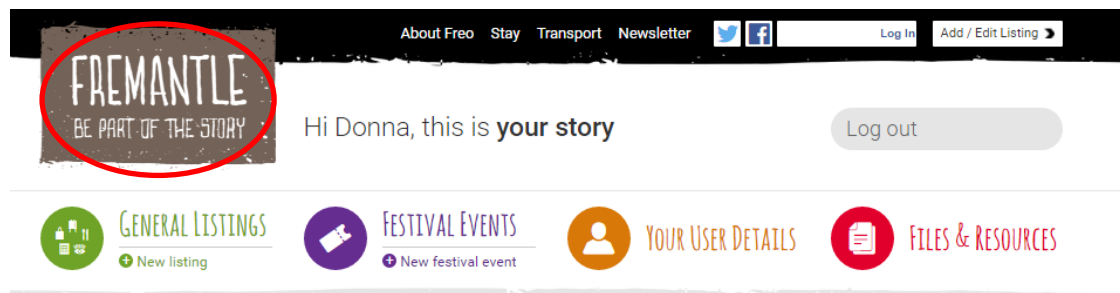
1. Go to [www.fremantlestory.com.au](http://www.fremantlestory.com.au)
2. Click add/edit listing (in the footer, bottom right of the homepage)



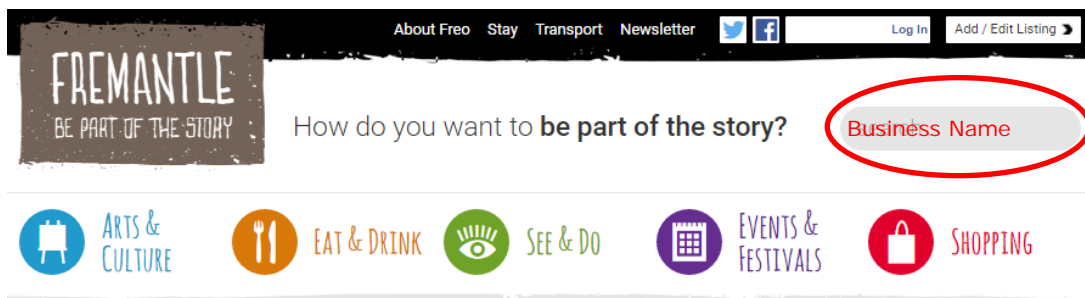
3. Log in using your user name and password

The screenshot shows the login form titled 'Your story - log in'. It includes a message: 'Please log in before submitting or editing listings and events. If you don't have an account, click on the register now button to create a new account.' The form has two input fields: 'Username \*' and 'Password \*', both of which are circled in red. Below these fields is a 'Remember me?' checkbox with 'Yes' and 'No' options. At the bottom is a 'Log in' button.

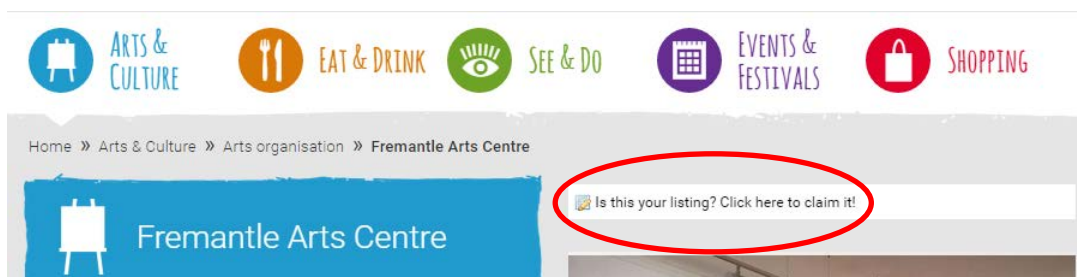
4. Click on the home button (Fremantle be part of the story logo)



### 5. Search for your business listing



### 6. Click on 'Is this your listing? Click her to claim it'



### 7. Complete your details and click 'send claim'

Your claim will be sent to the Place Marketing team for review and will receive an email to advise you have access to your listing. Please allow up to 48 hours (not including weekends). During busy periods this may take longer e.g Festival periods, Christmas